


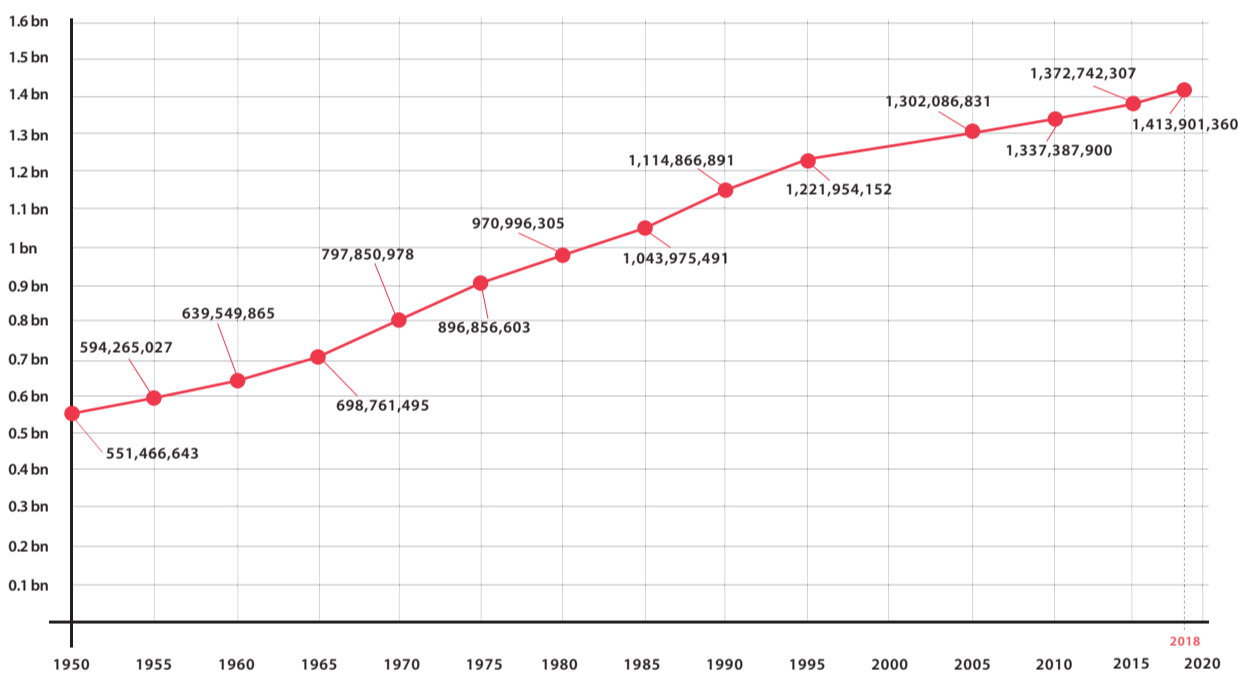
FACT FILE: CHINA'S POPULATION



MOST POPULOUS COUNTRIES:

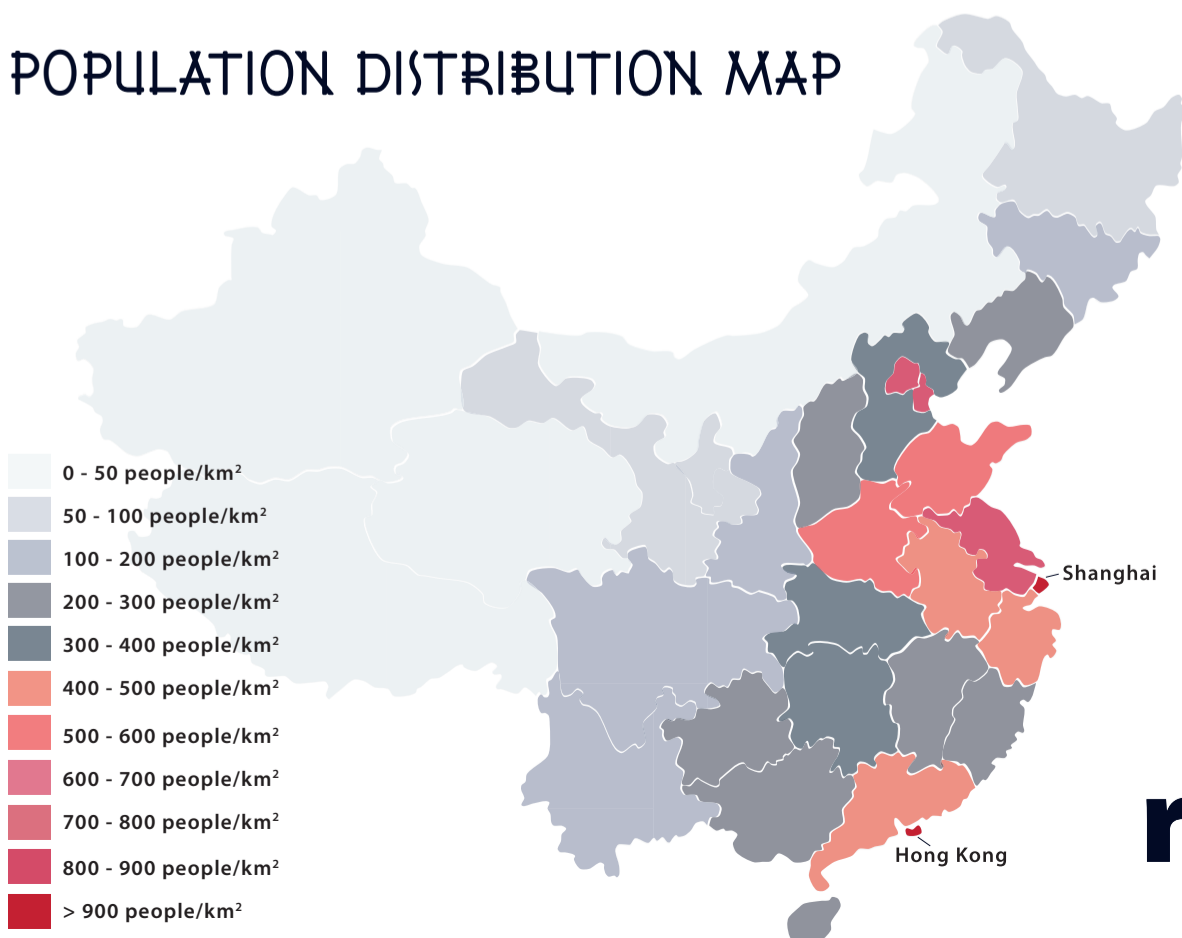
2018		2050 (PREDICTED)	
CHINA	1,413,901,360	INDIA	1,658,978,162
INDIA	1,351,075,127	CHINA	1,364,456,723
USA	326,305,058	NIGERIA	410,637,869
INDONESIA	266,230,514	USA	389,591,663

POPULATION GROWTH IN CHINA (1951-2018)



	1950	1980	2018	2050
Crude Birth Rate (per 1000)	42	22.1	11.6	9
Crude Death Rate (per 1000)	22.3	7	7.5	13.5
Infant Mortality Rate (per 1000)	129	50.9	10.04	4.6
Total Fertility Rate (children per women)	6	2.8	1.6	1.7
Life Expectancy (years at birth)	44	64	76	81

POPULATION DISTRIBUTION MAP



POPULATION PYRAMIDS SHOWING POPULATION STRUCTURE (1980, 2018, 2050)

